



Installation

This chapter explains how to install the Device Manager software and contains the following sections:

- [Required Expertise, page 2-1](#)
- [System Requirements, page 2-1](#)
- [Device Manager Installation, page 2-2](#)
- [Device Manager Removal, page 2-5](#)

Required Expertise

This guide is intended for Field Technicians who have basic experience operating a computer laptop.

System Requirements

This section lists the system requirements for Device Manager Release 4.1.

Laptop

The laptop running Device Manager must have the following:

- Microsoft Windows 7 Enterprise
- 2 GHz or faster processor recommended
- 1 GB RAM minimum (for potential large log file processing)
- WiFi or Ethernet interface
- 4 GB disk storage space
- Windows login enabled
- Utility-signed Certificate Authority (CA) and Client Certificate for router authentication (obtained from your IT department)
- Customer-specific IT security hardening to keep the Device Manager laptop secure

CGR 1000

See [Feature History, page 1-14](#) for CGR 1000 software requirements.

IR500

See [Feature History, page 1-14](#) for IR500 firmware requirements.

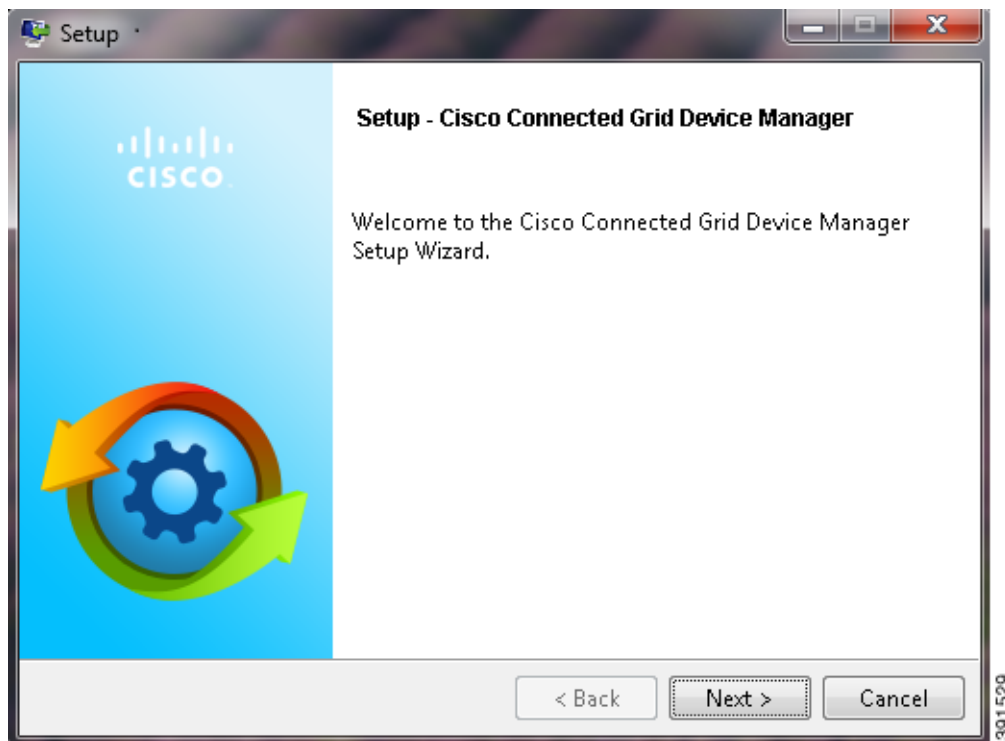
CG-NMS

To work with Device Manager, CG-NMS must be Release 2.1 or greater.

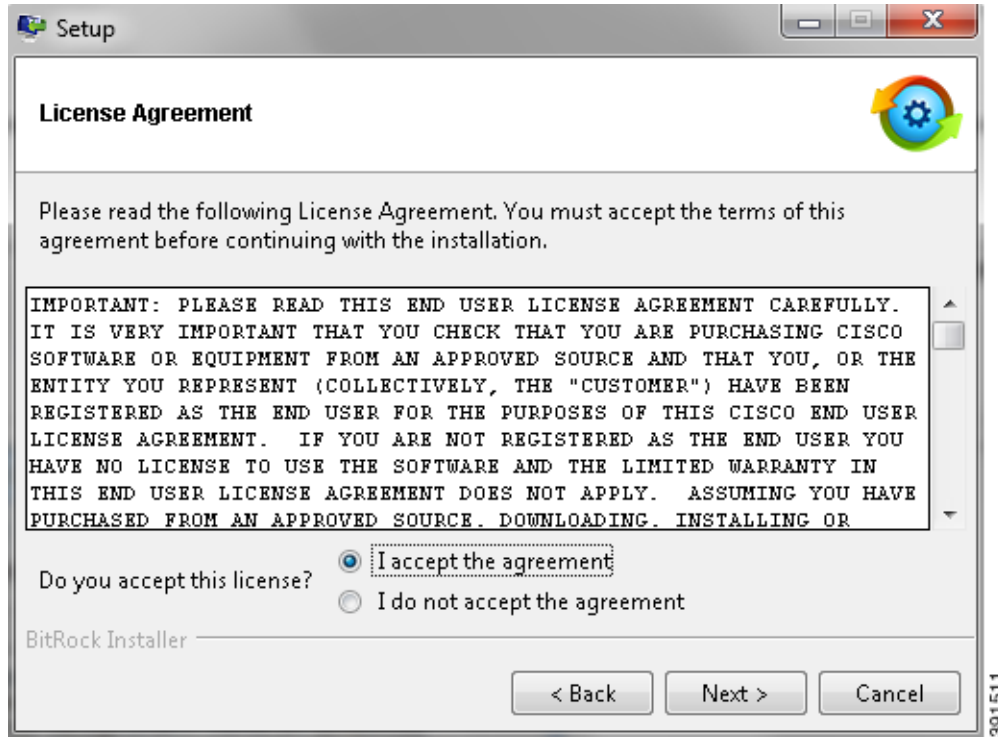
Device Manager Installation

To install the Device Manager:

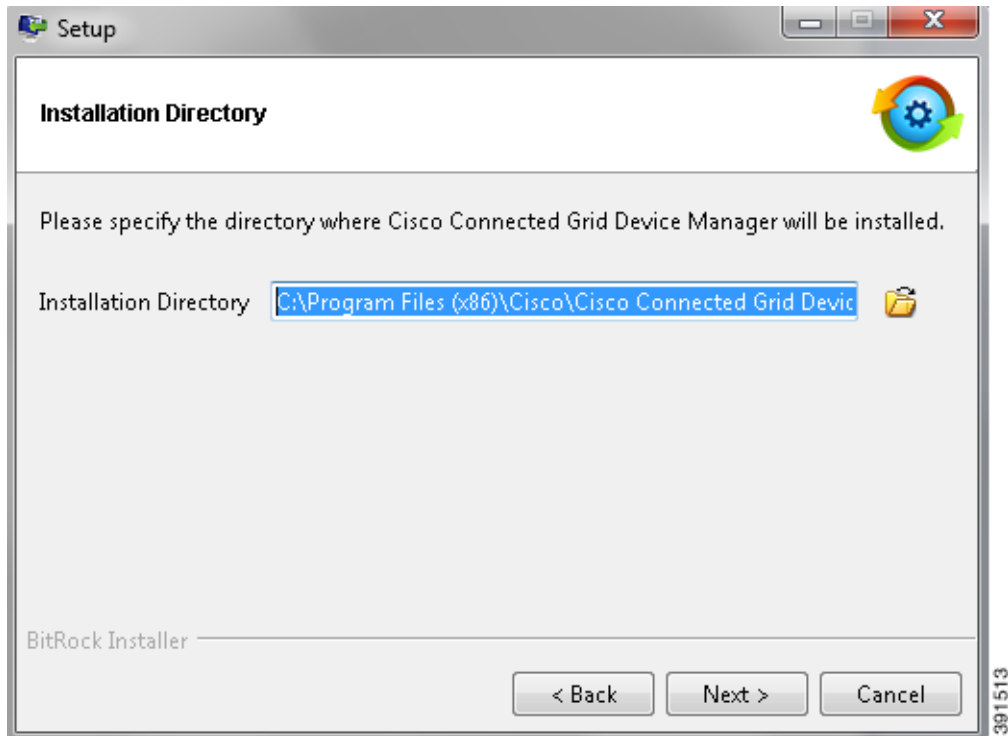
-
- Step 1** Double-click the Device Manager installer executable to start installation.
- Step 2** Click **Next**.



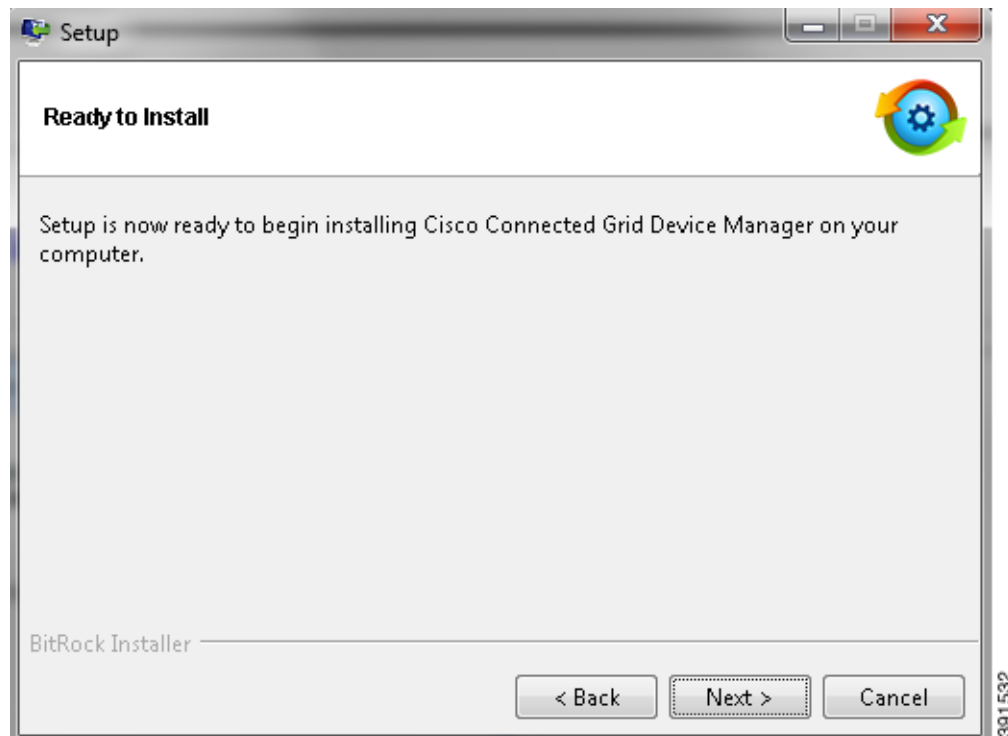
Step 3 Select the check box to accept the terms of the License Agreement, and then click **Next**.



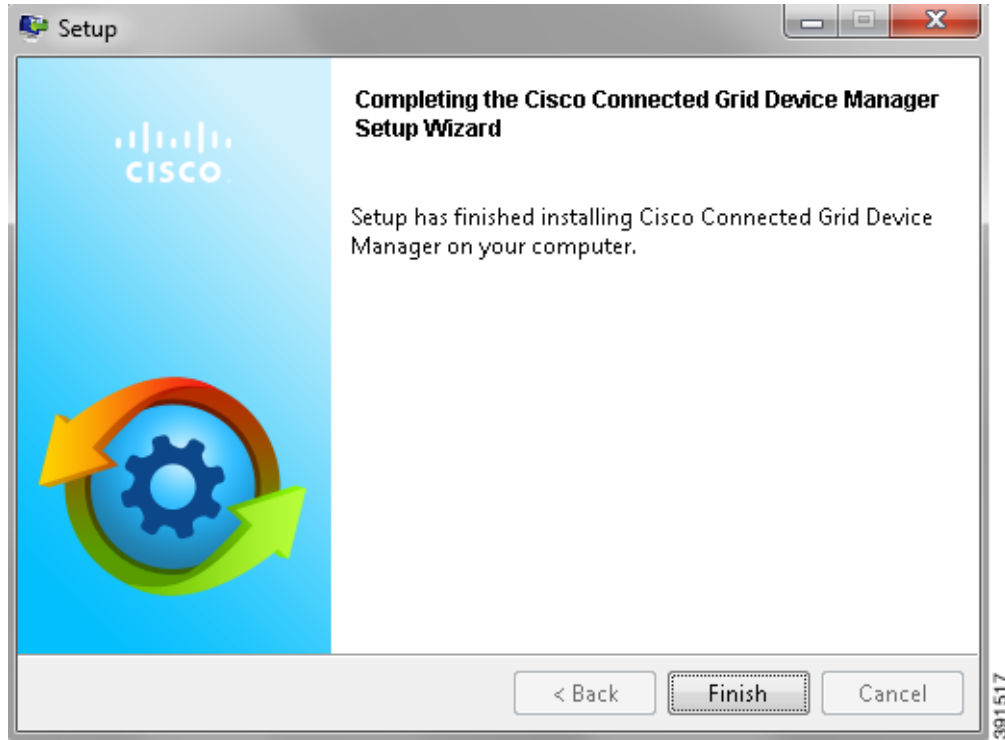
- Step 4** Select an installation directory by clicking the folder icon and browsing to a directory, or click **Next** to accept the default directory.



- Step 5** Click **Next** to begin the installation.



Step 6 Click **Finish** to exit the Setup Wizard and launch the Device Manager.



Device Manager Removal

To remove the Device Manager application, click **Start > All Programs > Cisco Connected Grid Device Manager > Uninstall Cisco Connected Grid Device Manager**, or use **Uninstall or change a program** from **Control Panel > Programs and Features**.

